

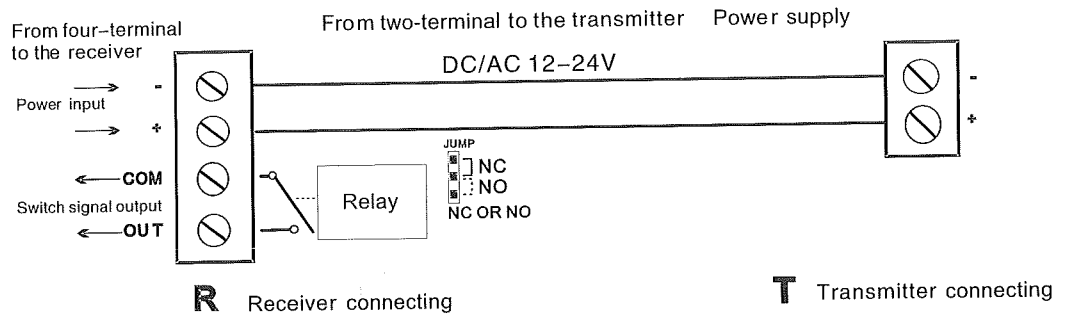
ACTIVE INFRARED SENSOR

Usage manual

TECHNICAL SPECIFICATIONS

Technology	:Active infrared beam
Receiving range	:≤15m (Receiving range may reduce by 30% in bad weather conditions such as rain、more dust etc.)
Frequency	:1.92KHz
Input power	:DC/AC 12-24V
Wave length	:940nm
Input current	:R—15mA;T—30mA
Operating temperature	:-25℃ to +55℃
Relay output	:1A max 36V
Dimensions	:49.2 × 75.3 × 29.6mm

CONNECTING THE SENSOR



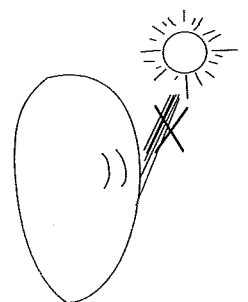
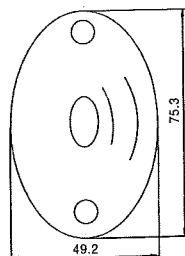
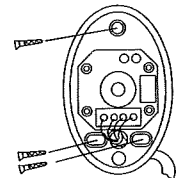
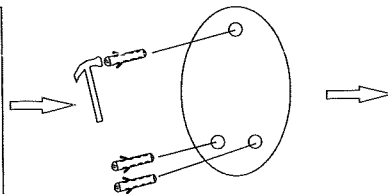
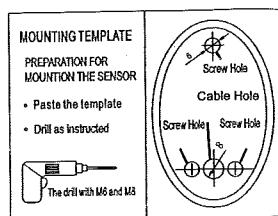
Installation:

The best installation height should be more than 20cm, installation distance should be not less than 1m; infrared protection device should be vertically placed, and in the same horizontal line. First, please install the receiver, then the transmitter (when in a straight line, OFF light of receiver goes out), then fix, connect line and complete installation.

Attention:

To this product, the transmitter power is high, there may be no reaction phenomenon when the distance is too close between the transmitter and receiver, at this time, make sure the distance should be at least 1m between them and try again; when installation distance is very close and find insensitive phenomenon, can remove the condenser lens from transmitter and receiver, by this way can increase sensitivity.

MOUNTING THE SENSOR



Avoid direct sunlight